

## ID LOCK 6000



### Description

The **ID LOCK 6000** is an electronic locking system designed for the locking of cabinets and valuable compartments. We prioritize the security of your sensitive data and valuable belongings, ensuring they are protected against unauthorized access. The ID LOCK 6000 can be installed in both wooden cabinet doors and steel furniture. With its ergonomic and high-quality design, it is one of the most practical locking systems available on the market.

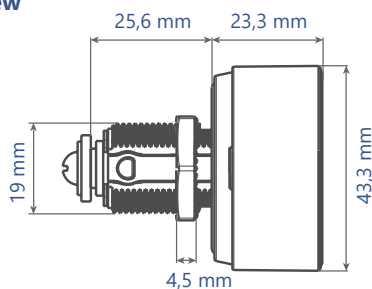
### Private-Mode

In this mode, the lock is permanently assigned to a single user, who is now authorized to operate the lock indefinitely.

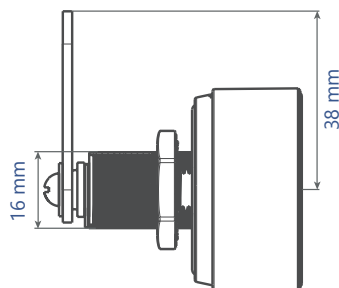
### Battery warning

When the device's battery voltage drops, a red LED signal light will illuminate to indicate the low battery level. It is recommended to perform the battery replacement as soon as the lock displays a low-level warning. If the battery level reaches the critical range, the ID LOCK 6000 will no longer be operable.

### Side view



### Top view



### ► APPLICATIONS

- Healthcare
- Office buildings
- Schools
- Hotels

### ► FEATURES

- Ergonomic handling and high-quality design
- External battery replacement
- Easy retrofitting, e.g., for replacing mechanical lever locks
- Latch adjustable in 45° increments
- Emergency power supply via Micro USB connection
- Compatible with MIFARE® CLASSIC/Ultralight & NTAG technology

## TECHNICAL DATA

Specifications	
Dimensions	43,3 mm diameter
Installation dimensions	16 mm × 19 mm
Closing cycles	2000
Bolt type	B
Battery	CR2450 (1×)
Lock mounting	M19 nut (1×)
Dynamic current	<120 mA
Material	Casing: zamak Front cap: plastic Cam: steel
Closing direction	Left (90°)
Mode	Private-Mode
Max. Door thickness	18 mm

Default settings	
Mode	Private-mode

Scope of delivery	
Scope of delivery	<ul style="list-style-type: none"><li>• Electronical lock</li><li>• 3 Bolts</li><li>• Battery compartment adapter</li><li>• Nut M10</li><li>• Manual (digital)</li></ul>

## ORDER CODE

Description	Order code
ID LOCK 6000	R-EA-EEL-6000-HF



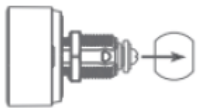
### Value

The Intro impresses with its selection of high-quality materials. Especially the solid metal knob convinces with its galvanic surface.



### External battery replacement

The batteries can be changed from the outside, without unlocking. This ensures greater flexibility when it comes to maintaining the compartments.



### Retrofit-Ready

Almost all locker locks use a 16mm x 19mm mounting hole. Retrofitting is very easy here. Mechanics out - electronics in.

## PRODUCT VIEWS

### Front view



### Rear view



### Side view



### Accessories

